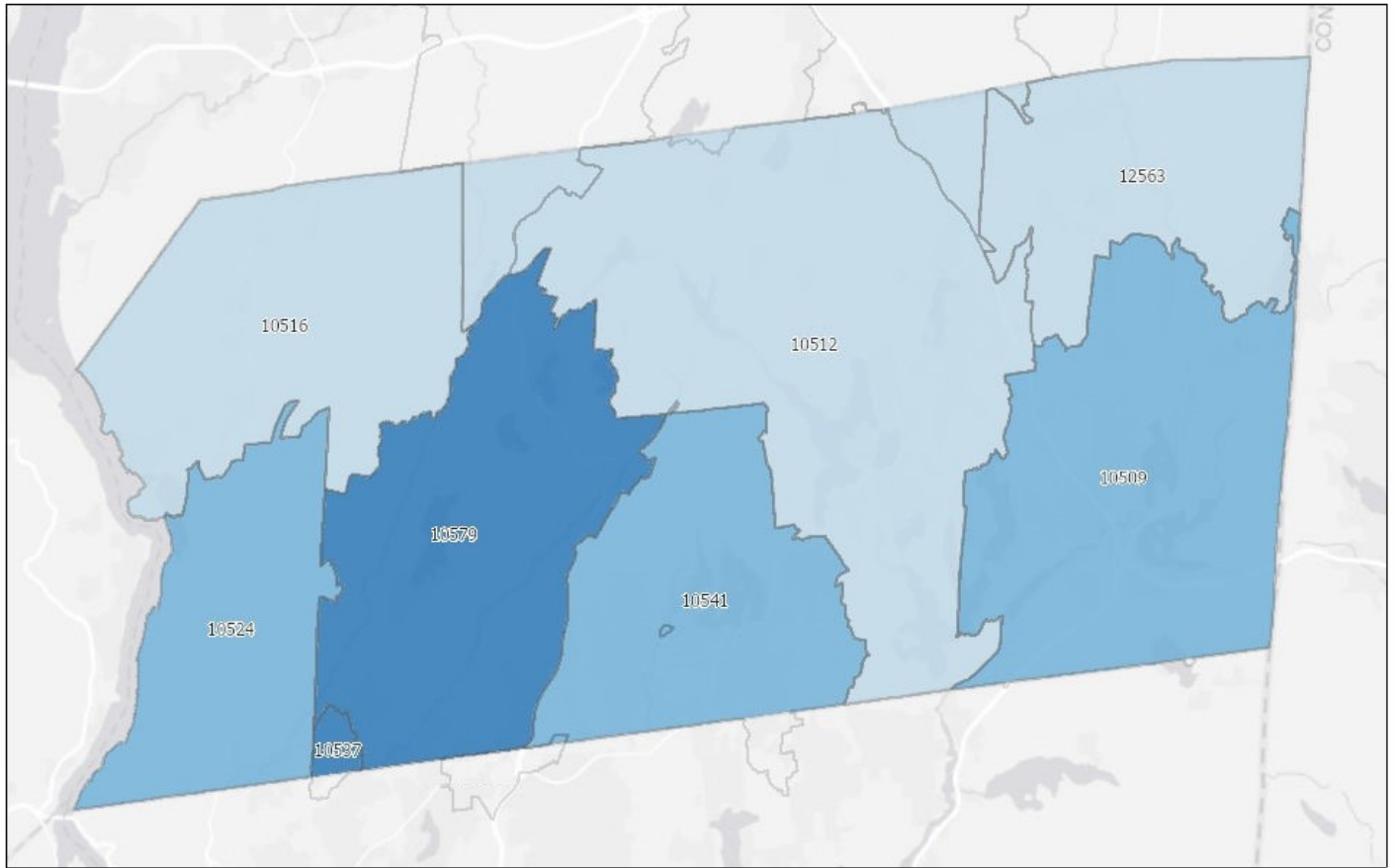


# Putnam County Weekly Influenza Surveillance Report

County and zip code level surveillance data is provided weekly to inform health care provider decision making on flu like illness.


Influenza incidence per 10,000 residents by zip code for the week of 12/24/2023 - 12/30/2023



1/4/2024, 3:35:50 PM

Flu Incidence

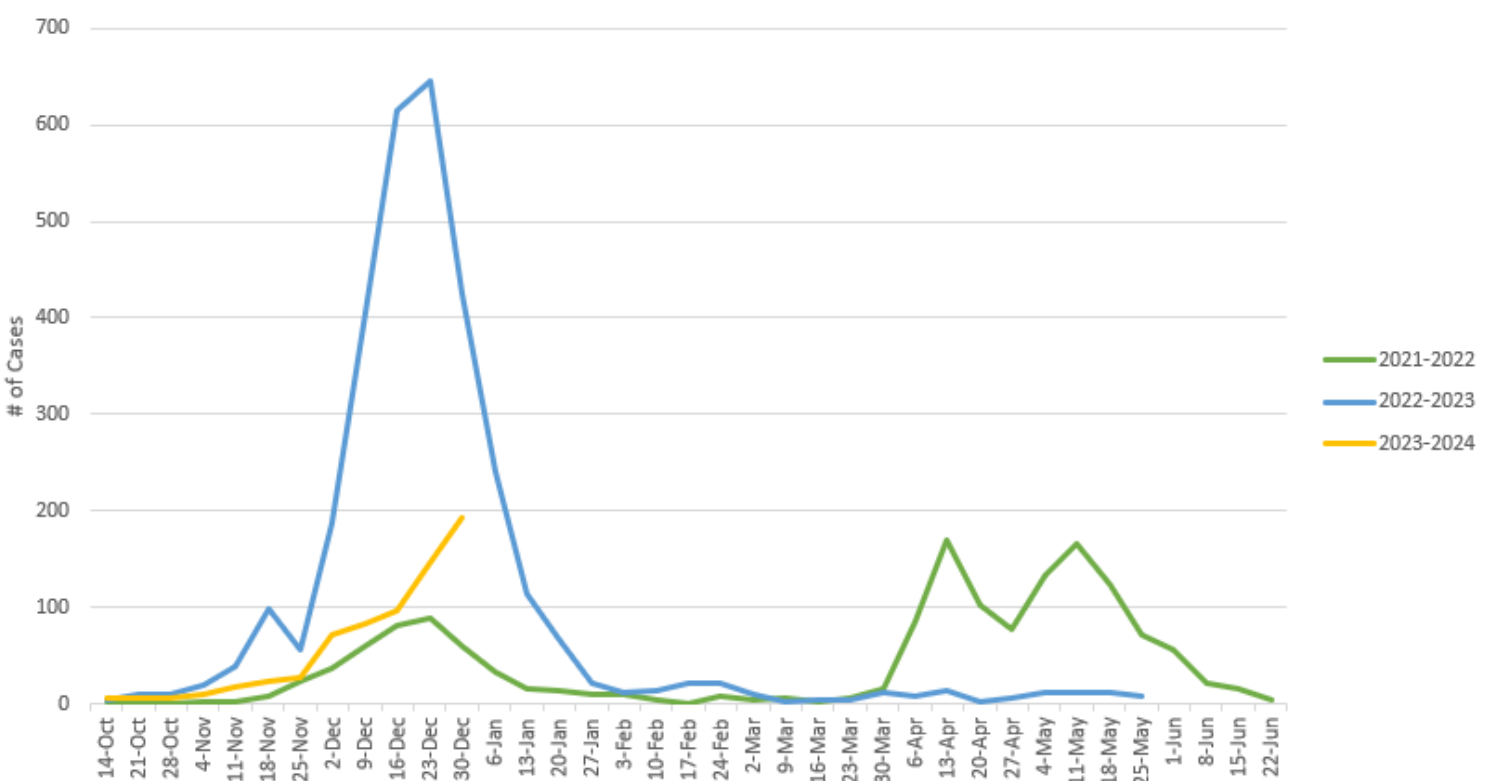
> 10 - 20    > 20 - 30    > 30 - 40



\*10512 incidence area also includes portions of 12533, 12531 & 12582 that are in Putnam County.  
10541 incidence area also includes 10542 & portion of 10588 that is in Putnam County.

Putnam County Health Dept.  
Esri, HERE, Garmin, USGS, EPA, NPS

## Laboratory Confirmed Influenza Cases Reported by Flu Week, (Current Flu Season, 2023-2024)



Week Ending	Week #	# Cases	# Flu A	# Flu B	# Unspecified	Cases YTD
10/7/2023	1	4	4	0	0	4
10/14/2023	2	5	3	3	0	9
10/21/2023	3	5	4	2	0	14
10/28/2023	4	5	1	2	2	19
11/4/2023	5	10	4	5	2	29
11/11/2023	6	18	9	7	2	47
11/18/2023	7	24	14	8	2	71
11/25/2023	8	27	21	0	7	98
12/2/2023	9	71	49	3	19	169
12/9/2023	10	82	66	9	8	251
12/16/2023	11	97	90	7	0	348
12/23/2023	12	147	132	15	1	495
12/30/2023	13	192	174	14	5	687

\*# Cases is a count of individuals testing positive for Flu. # Flu A , # Flu B, & # Unspecified is a count of positive lab reports.

### Source Information:

- laboratory confirmed influenza positive results (excluding serology) with Putnam County residency reported to the NYS Communicable Disease Electronic Surveillance System (CDESS) by date of diagnosis

For statewide weekly flu reports, [click here](#).